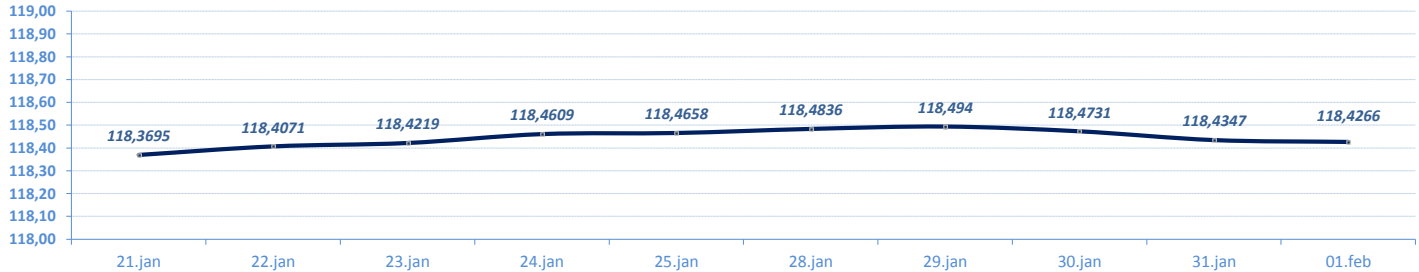


VESTI / NEWS

- ▶ **SREDNJI KURS EUR/RSD**: Dinar ojačao u odnosu na evro za 0,0081 dinara, srednji kurs **118,4266**. Obim međubankarske trgovine evrom na dan 31. januar do 12:30h iznosio je 12,6 miliona evra. NBS nije intervenisala na međubankarskom tržištu (od početka godine ukupno prodala 130 miliona evra).
- ▶ **BEOGRADSKA BERZA**: Indeksi zabeležili rast vrednosti, **BELEX15** viši za **2,11 odsto**, **BELEXline** za **1,11 odsto**. Promet **veći** u odnosu na prethodni dan, na regulisanom tržištu najviše trgovano akcijama NIS-a, Aerodroma Nikola, Alfa Plama, Messer Tehnogasa i Impol Sevala.
- ▶ **RZS: Industrijska proizvodnja** u decembru **manja za 6,3 odsto** u odnosu na isti mesec 2017. godine, u 2018. godini veća za 1,3% u odnosu na 2017. godinu. Ukupna **spoljnotrgovinska razmena** u 2018. godini izraženo u evrima **veća** u odnosu na 2017. godinu za 10,9%, pokrivenost uvoza izvozom iznosi 74,3% (prethodne godine u istom periodu iznosila 77,5%).
- ▶ **RZS: Realni rast bruto domaćeg proizvoda (BDP)** u četvrtom kvartalu 2018. godine u odnosu na isti period prošle godine iznosio je **3,5 odsto** (fleš ocena).

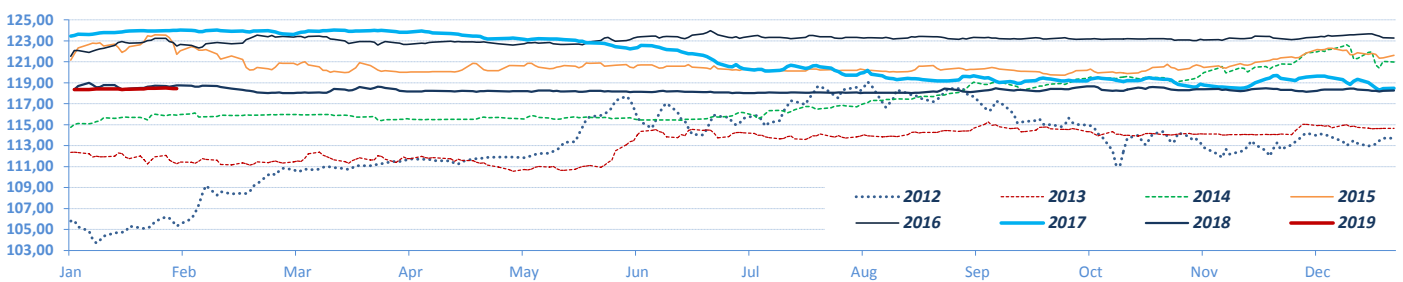
DEVIZNO TRŽIŠTE / FX MARKET

EUR / RSD (Srednji kurs / Official Middle Rate) ▶ 10 dana / 10 days

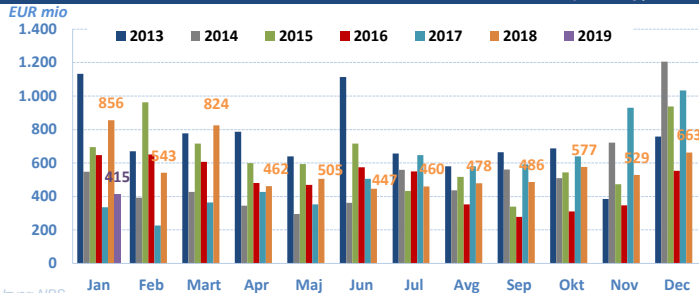


Izvor/Source: NBS

EUR / RSD (Srednji kurs/ Official middle rate) ▶ Jan -

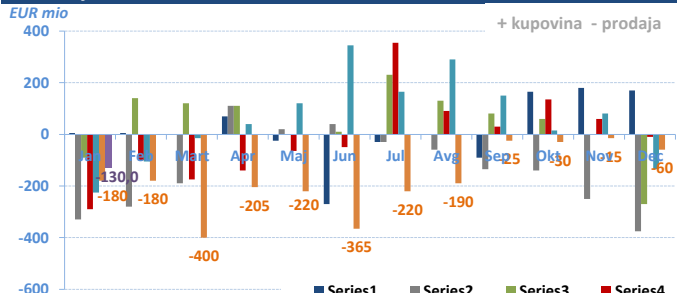


Promet na međubankarskom tržištu / Volumes on FX Interbank market (eur only)

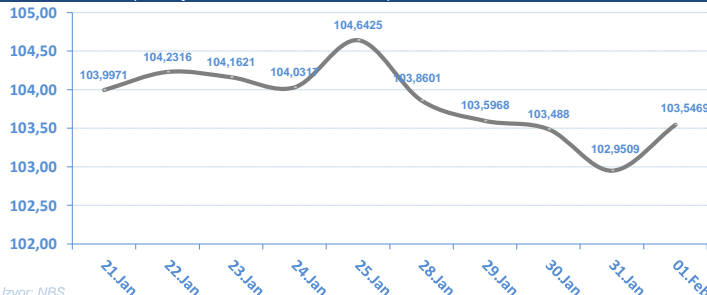


Izvor: NBS

Intervencije NBS na deviznom tržištu / NBS Interventions on FX interbank market

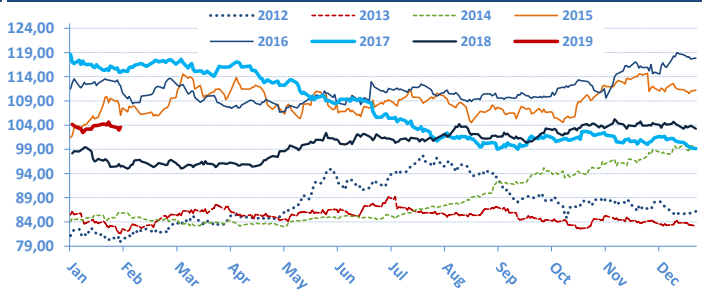


USD / RSD (Srednji kurs / Official middle rate) ▶ 10 dana / 10 days



Izvor: NBS

▶ Jan -



Monthly change	EUR/RSD	%	USD/RSD	%	Yearly change	EUR/RSD	%	USD/RSD	%
01.02.19	118,4266	0,07%	103,5469	-0,61%	01.02.19	118,4266	0,07%	103,5469	5,51%
03.01.19	118,3439	0,10%	104,1851	0,14%	03.01.19	118,3439	0,00%	104,1851	6,16%
03.12.18	118,2313	-0,06%	104,0402	-0,27%	03.12.18	118,3431	-4,14%	98,1367	-17,25%
01.11.18	118,2984	-0,07%	104,3196	2,19%	04.01.17	123,4512	1,59%	118,6004	6,34%
01.10.18	118,3868	0,19%	102,0840	0,29%	04.01.16	121,5145	0,30%	111,5324	9,90%
03.09.18	118,1567	0,08%	101,7890	0,71%	05.01.15	121,1543	5,58%	110,4863	20,72%
01.08.18	118,0618	0,04%	101,0717	-0,27%	03.01.14	114,7559	2,14%	84,0641	-1,67%
02.07.18	118,0142	-0,12%	101,3432	0,06%	03.01.13	112,3495	6,20%	85,4889	5,32%
01.06.18	118,1616	-0,02%	101,2785	2,74%	04.01.12	105,7880	-0,21%	81,1693	2,16%
03.05.18	118,1901	-0,04%	98,5821	-1,41%	04.01.11	106,0156	10,47%	79,4541	18,48%
02.04.18	118,2345	0,18%	99,9937	3,28%	04.01.10	95,9679	7,17%	67,0635	4,25%
01.03.18	118,0237	-0,62%	96,8201	1,28%	05.01.09	89,5436	12,27%	64,3273	18,68%
01.02.18	118,7554		95,6009		03.01.08	79,7577		54,2016	

EUR / USD

► 10 dana / 10 days

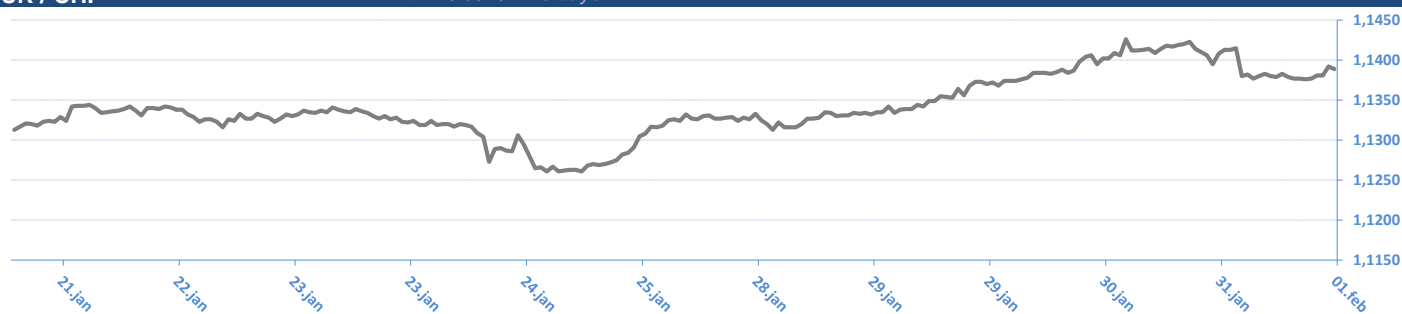


EUR / USD



EUR / CHF

► 10 dana / 10 days



EUR / CHF



Izvor / Source: Reuters

01.02.2019 08:32:30

EUR / XX

Valutni par / CCY pair	Kupovni/BID	Prodajni/ASK
EUR/USD	1,1440	1,1444
EUR/JPY	124,6500	124,7000
EUR/GBP	0,8727	0,8732
EUR/CHF	1,1391	1,1393
EUR/DKK	7,4651	7,4654
EUR/NOK	9,6665	9,6680
EUR/SEK	10,3608	10,3653
EUR/CAD	1,5049	1,5054
EUR/AUD	1,5795	1,5805
EUR/HUF	315,7000	315,9100
EUR/CZK	25,7600	25,7700
EUR/PLN	4,2659	4,2678
EUR/HRK	7,4210	7,4260
EUR/RUB	75,1489	75,1694
EUR/NZD	1,6567	1,6572

USD / XX

Valutni par / CCY pair	Kupovni/BID	Prodajni/ASK
USD/EUR	0,8738	0,8738
USD/JPY	108,9400	108,9700
USD/GBP	0,7627	0,7630
USD/CHF	0,9954	0,9958
USD/DKK	6,5237	6,5252
USD/NOK	8,4467	8,4507
USD/SEK	9,0548	9,0588
USD/CAD	1,3153	1,3157
USD/AUD	1,3806	1,3808
USD/HUF	275,8900	276,0800
USD/CZK	22,5070	22,5270
USD/SKK	21,5460	21,6000
USD/PLN	3,7289	3,7294
USD/HRK	6,4852	6,4884
USD/RUB	65,6900	65,7100
USD/NZD	1,4476	1,4484

* Međunarodno devizno međubankarsko tržište / International FX Interbank Market

Izvor / Source: Reuters

EURIBOR

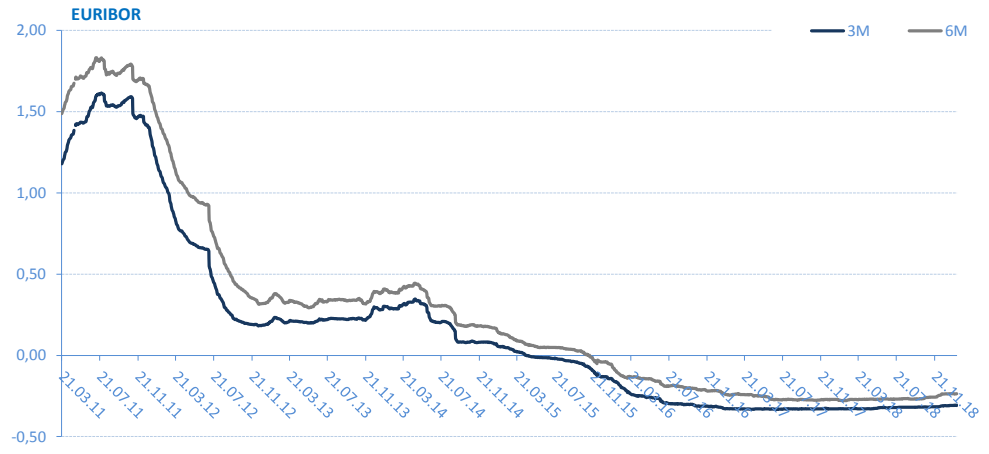
SW	-0,376
1M	-0,368
3M	-0,308
6M	-0,236
1Y	-0,109

* Izvor: Reuters; Objavljeno prethodnog radnog dana

Kamatne stope Centralnih Banaka
Interest rates of Central banks

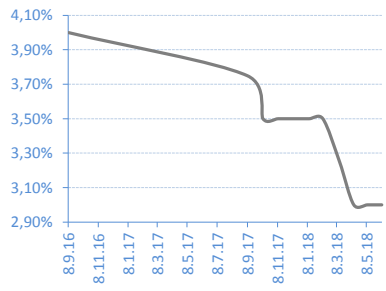
CB	Kamatna stopa/Interest rate
USD	2,50
EUR	0,00
GBP	0,75
CAD	1,75
AUD	1,50
JPY	0,10

* Izvor: Reuters; Objavljeno prethodnog radnog dana



REFERENTNA KAMATNA STOPA NBS / NBS Key Policy Rates

Date	Rate	Change (%)
08.06.18	3,00%	0,00%
10.05.18	3,00%	0,00%
12.04.18	3,00%	-7,69%
14.03.18	3,25%	-7,14%
08.02.18	3,50%	0,00%
11.01.18	3,50%	0,00%
07.12.17	3,50%	0,00%
09.11.17	3,50%	0,00%
09.10.17	3,50%	-6,67%
07.09.17	3,75%	



* Izvor/Source : NBS

BEONIA

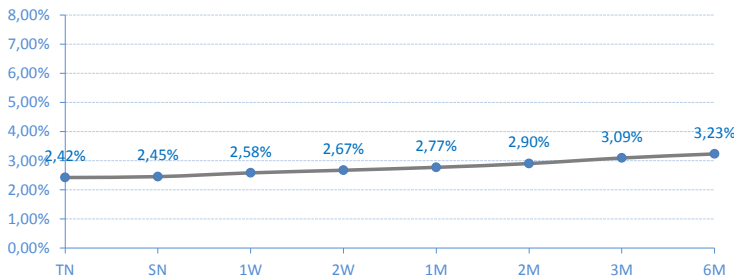
Date	Rate	Change (%)
31.01.19	2,07%	-10,00%
30.01.19	2,30%	-3,77%
29.01.19	2,39%	-3,63%
28.01.19	2,48%	-0,40%
25.01.19	2,49%	0,00%
24.01.19	2,49%	0,40%
23.01.19	2,48%	2,48%
22.01.19	2,42%	0,00%
21.01.19	2,42%	4,31%
18.01.19	2,32%	



* Izvor/Source : Reuters; Objavljeno prethodnog radnog dana / Published on previous working day

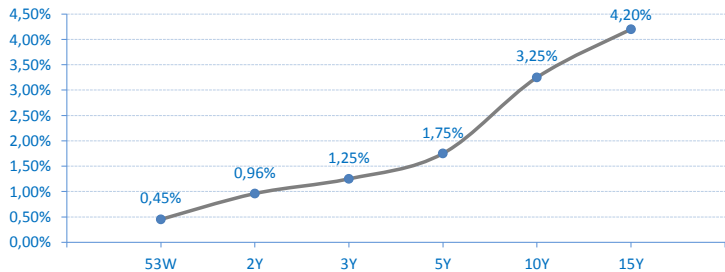
Kamatne stope/Prinos na tržištu / Market Interest Rates

Belibor



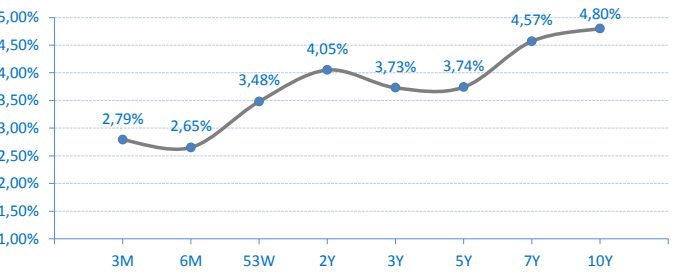
Državne HOV Republike Srbije u Evrima - prinosi sa poslednje aukcije

Government bonds (EUR) of Republic of Serbia - yield on last primary auction



Državne HOV Republike Srbije u Dinarima - prinosi sa poslednje aukcije

Government bonds (RSD) of Republic of Serbia - yield on last primary auction



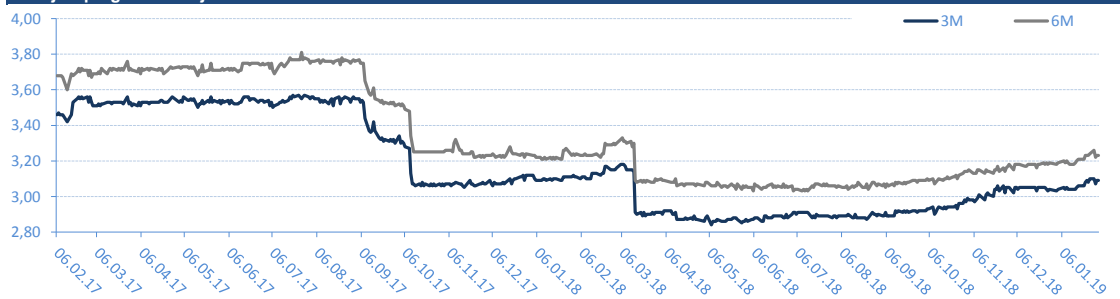
BELIBOR

Trenutne stope / Current rates

TN	2,42%
SN	2,45%
1W	2,58%
2W	2,67%
1M	2,77%
2M	2,90%
3M	3,09%
6M	3,23%

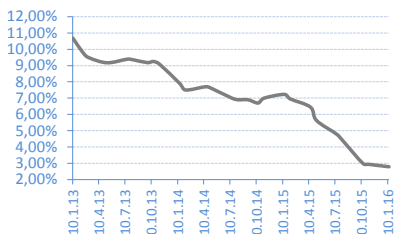
* Izvor/Source : Reuters; Objavljeno prethodnog radnog dana / Published on previous working day

Istorijski pregled kretanja 6M i 3M Belibor-a / Historical overview of 6M and 3M Belibor rates



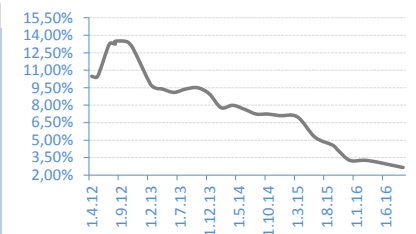
T-BILLS 3M - RSD

Date	Rate	Realisation
14.01.16	2,79%	100,00%
05.11.15	2,94%	100,00%
15.10.15	3,00%	92,18%
06.08.15	4,40%	96,26%
16.07.15	4,79%	98,47%
07.05.15	5,63%	92,92%
16.04.15	6,45%	100,00%
05.02.15	6,95%	45,05%



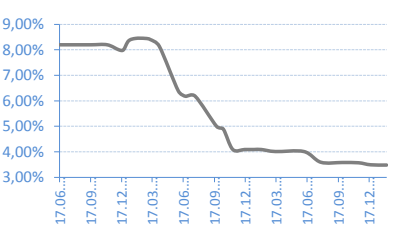
T-BILLS 6M - RSD

Date	Rate	Realisation
01.09.16	2,65%	23,03%
03.03.16	3,25%	96,46%
03.12.15	3,25%	97,22%
08.10.15	4,09%	100,00%
03.09.15	4,57%	87,90%
04.06.15	5,25%	93,30%
05.03.15	7,00%	21,33%
04.12.14	7,10%	100,00%



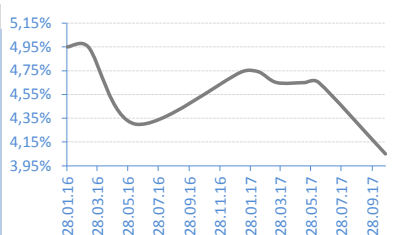
T-BILLS 53W - RSD

Date	Rate	Realisation
06.02.17	3,48%	17,91%
21.12.16	3,49%	32,22%
15.11.16	3,57%	45,64%
28.09.16	3,58%	52,92%
27.07.16	3,59%	49,07%
07.06.16	4,01%	78,06%
15.03.16	4,01%	16,73%
02.02.16	4,09%	63,42%



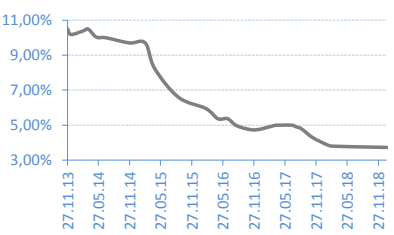
G-BONDS 2Y - RSD

Date	Rate	Realisation
24.10.17	4,05%	116,30%
13.06.17	4,65%	51,56%
16.05.17	4,65%	43,95%
21.03.17	4,65%	100,00%
13.02.17	4,74%	78,80%
10.01.17	4,74%	23,25%
13.06.16	4,30%	95,67%
10.03.16	4,95%	56,41%



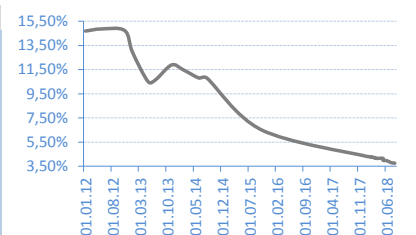
G-BONDS 3Y - RSD

Date	Rate	Realisation
15.01.19	3,73%	60,94%
28.02.18	3,80%	100,00%
30.01.18	3,88%	34,77%
06.11.17	4,29%	97,97%
31.08.17	4,80%	100,00%
02.08.17	4,90%	81,63%
06.07.17	5,00%	50,54%
04.05.17	5,00%	39,44%



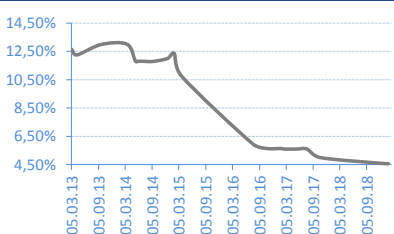
G-BONDS 5Y - RSD

Date	Rate	Realisation
11.09.18	3,74%	98,60%
14.08.18	3,75%	65,62%
17.07.18	3,80%	40,58%
05.06.18	3,95%	35,67%
22.05.18	3,99%	26,18%
08.05.18	4,15%	97,00%
24.04.18	4,15%	52,31%
10.04.18	4,15%	32,63%



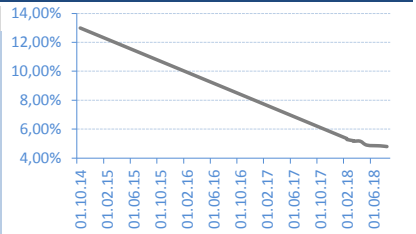
G-BONDS 7Y - RSD

Date	Rate	Realisation
30.01.19	4,57%	30,41%
09.01.19	4,57%	52,59%
23.10.17	5,00%	100,00%
25.07.17	5,60%	37,14%
17.05.17	5,60%	43,41%
23.02.17	5,60%	22,35%
26.01.17	5,64%	37,50%
25.10.16	5,64%	93,74%



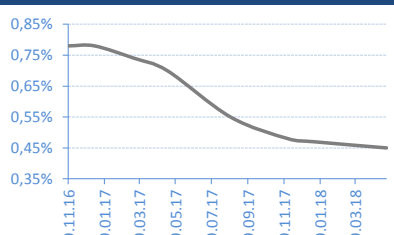
G-BONDS 10Y - RSD

Date	Rate	Realisation
07.08.18	4,80%	26,87%
10.07.18	4,85%	36,97%
15.05.18	4,90%	96,72%
03.04.18	5,17%	26,55%
20.03.18	5,17%	83,61%
06.03.18	5,20%	203,57%



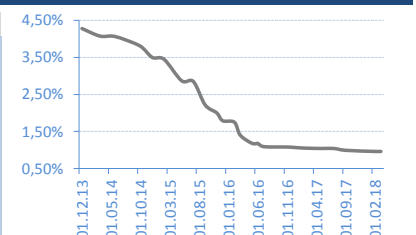
T-BILLS 53W - EUR

Date	Rate	Realisation
21.05.18	0,45%	100,00%
18.01.18	0,47%	98,00%
05.12.17	0,48%	100,00%
30.08.17	0,55%	50,00%
15.05.17	0,70%	91,30%
20.03.17	0,74%	60,00%
12.01.17	0,78%	46,20%
29.11.16	0,78%	100,00%



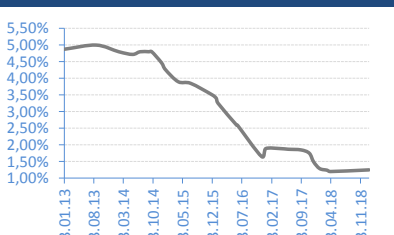
G-BONDS 2Y - EUR

Date	Rate	Realisation
22.03.18	0,96%	25,62%
01.02.18	0,96%	52,00%
14.09.17	0,99%	53,60%
12.07.17	1,04%	16,80%
23.05.17	1,04%	99,00%
14.02.17	1,05%	95,35%
06.12.16	1,07%	66,00%
04.11.16	1,08%	23,00%



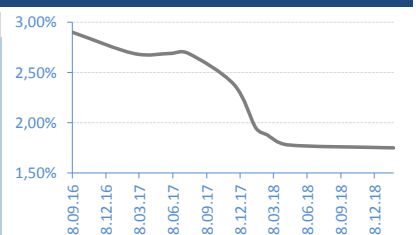
G-BONDS 3Y - EUR

Date	Rate	Realisation
23.01.19	1,25%	32,10%
20.04.18	1,20%	35,96%
28.03.18	1,24%	99,29%
02.02.18	1,29%	100,00%
21.12.17	1,49%	100,00%
20.11.17	1,75%	49,70%
21.09.17	1,85%	100,00%
21.06.17	1,87%	63,17%



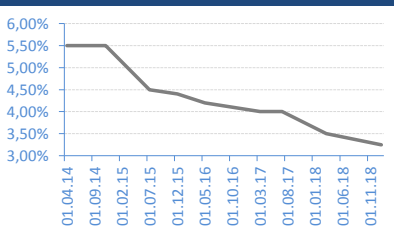
G-BONDS 5Y - EUR

Date	Rate	Realisation
29.01.19	1,75%	41,25%
16.04.18	1,78%	52,41%
19.02.18	1,88%	79,99%
19.01.18	1,95%	80,28%
21.11.17	2,38%	100,00%
20.07.17	2,69%	100,00%
31.05.17	2,69%	100,00%
21.02.17	2,69%	98,40%



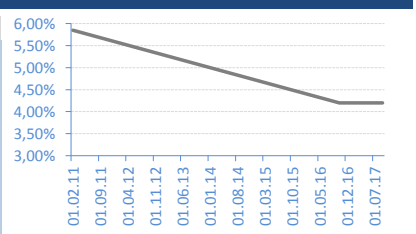
G-BONDS 10Y - EUR

Date	Rate	Realisation
16.01.19	3,25%	139,40%
26.03.18	3,50%	86,85%
13.07.17	4,00%	42,95%
15.03.17	4,00%	65,60%
25.05.16	4,20%	96,00%
04.12.15	4,40%	100,00%
28.07.15	4,50%	76,77%
19.11.14	5,50%	100,00%



G-BONDS 15Y - EUR

Date	Rate	Realisation
06.09.17	4,20%	70,13%
19.10.16	4,20%	100,00%
14.02.11	5,85%	48,68%



AKCIJE / Shares - REGULISANO TRŽIŠTE / REGULATED MARKET

Najtrgovanije HOV / Most Active

	Symbol	Closing price	% Change	Open	Max	Min	No of Trades	Volume	Volume RSD
NIS a.d. Novi Sad	NIIS	682	-0,29%	678	682	678	51	8.718	5.943.756
Aerodrom Nikola Tesla a.d. Beograd	AERO	1.100	0,00%	1.100	1.100	1.100	69	2.184	2.402.400
Alfa plam a.d. Vranje	ALFA	33.000	0,00%	33.000	33.000	33.000	2	19	627.000
Messer Tehnogas a.d. Beograd	TGAS	10.800	0,65%	10.800	10.800	10.800	2	15	162.000
Impol Seval a.d. Sevojno	IMPL	3.100	3,26%	3.100	3.100	3.100	1	50	155.000

Dobitnici / Gainers

	Symbol	Closing price	% Change	Open	Max	Min	No of Trades	Volume	Volume RSD
Progres u restrukturiranju a.d. Beograd	PRGS	9	12,50%	8	9	8	2	210	1.857
Komercijalna banka a.d. Beograd	KMBN	2.450	9,38%	2.450	2.450	2.450	1	1	2.450
Impol Seval a.d. Sevojno	IMPL	3.100	3,26%	3.100	3.100	3.100	1	50	155.000
Messer Tehnogas a.d. Beograd	TGAS	10.800	0,65%	10.800	10.800	10.800	2	15	162.000

Gubitnici / Decliners

	Symbol	Closing price	% Change	Open	Max	Min	No of Trades	Volume	Volume RSD
NIS a.d. Novi Sad	NIIS	682	-0,29%	678	682	678	51	8.718	5.943.756

AKCIJE / SHARES - MTP

Najtrgovanije HOV / Most Active

	Symbol	Closing price	% Change	Bid (Volume)	Ask (Volume)	No of Trades	Volume	Volume RSD
STUP Vrsac a.d. Vrsac	STUP	5.600	0,90%	1976	610	7	350	1.960.000
Becejska Pekara a.d. Becej	PMLI	400	0,00%	748	910	15	748	299.200
Tehnohemija u restrukturiranju a.d. Beograd	THHM	185	-18,86%	3950	1030	2	702	129.870
Gosa montaza a.d. Velika Plana	GMON	1.700	0,00%	191	1	1	1	1.700

Dobitnici / Gainers

	Symbol	Closing price	% Change	Bid (Volume)	Ask (Volume)	No of Trades	Volume	Volume RSD
STUP Vrsac a.d. Vrsac	STUP	5.600	0,90%	1976	610	7	350	1.960.000

Gubitnici / Decliners

	Symbol	Closing price	% Change	Bid (Volume)	Ask (Volume)	No of Trades	Volume	Volume RSD
Tehnohemija u restrukturiranju a.d. Beograd	THHM	185	-18,86%	3950	1030	2	702	129.870

Kontakti / Contacts:

Srđan Tomašević

srđan.tomasevic@erstebank.rs

Trgovanje / Trading

011/220 9116

Aleksandar Zarić

aleksandar.zaric@erstebank.rs

Prodaja / Sales

011/220 9198

Aleksandra Parčetić

aleksandra.parcetic@erstebank.rs

Brokersko poslovanje / Brokerage

011/220 9159

Vladimir Vulević

vladimir.vulevic@erstebank.rs

Podrška i Razvoj / Support and Development

011 / 201 50 50

Nenad Đurović

nenad.djurovic@erstebank.rs

Trgovanje / Trading

011/ 220 9115

Dušan Stević

dusan.stevic@erstebank.rs

Prodaja / Sales

011/220 9118

Danijela Stojanović

danijela.stojanovic@erstebank.rs

Prodaja / Sales

011/ 220 9132

Marija Đorđević

marija.djordjevic@erstebank.rs

Brokersko poslovanje / Brokerage

011/220 9110

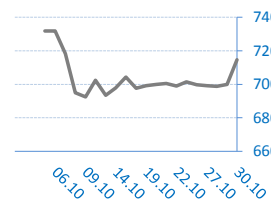
Izveštaj sačinio / Prepared by: Sektor sredstava / Treasury division

Informacije i cene iz ovog pregleda dobijene su iz izvora za koje verujemo da su pouzdani ali ne garantujemo njihovu tačnost i potpunost. Navedene informacije su važeće samo u trenutku njihovog sastavljanja a objavljuju se u čiju opšteg informisanja, pri čemu ne predstavljaju bilo kakav oblik investicionog saveta niti preporuke za investiranje niti na bilo koji način obavezuju Erste Bank ad Novi Sad u pogledu odgovornosti za štetu nastalu upotrebom informacija iz ovog pregleda.

The information and prices in this review are obtained from sources that we believe are reliable, but we do not guarantee their accuracy and completeness. The mentioned information is valid only at the time of their compilation and are published in the general information, whereby they do not represent any form of investment advice or recommendations for investing or in any way obligate Erste Bank ad Novi Sad in respect of liability for damages arising from the use of information referred to in of this review.

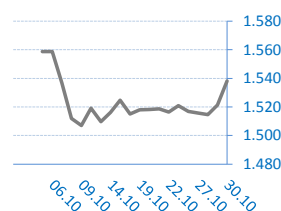
BELEX15

Vrednost / Value	714,63
Promena / Change	14,76
%	2,11%



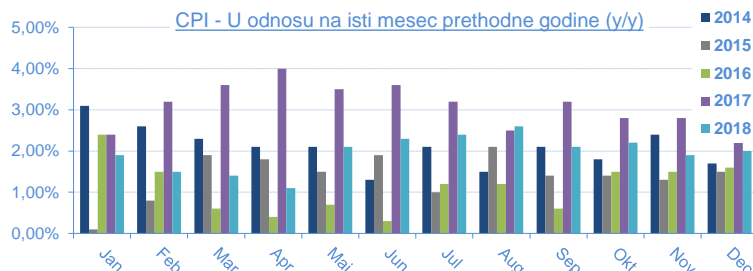
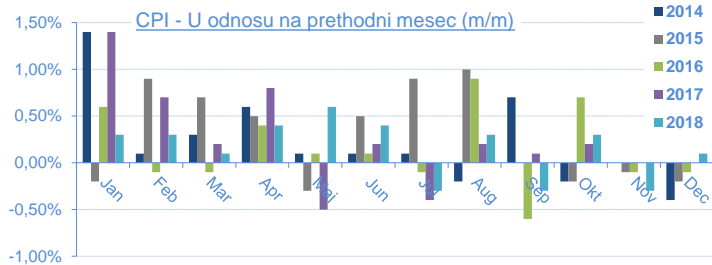
BELEXline

Vrednost / Value	1.538,23
Promena / Change	16,89
%	1,11%



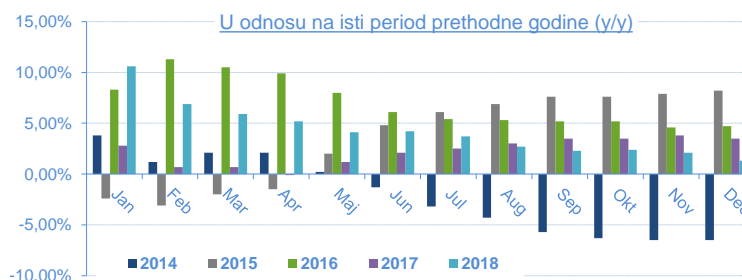
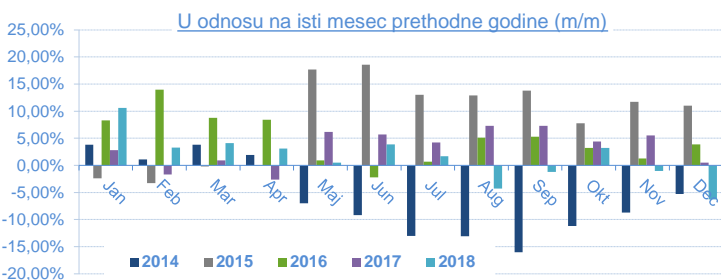
Indeks potrošačkih cena (Consumer Price Index - CPI) / 2018

	Jan	Feb	Mar	Apr	Maj	Jun	Jul	Aug	Sep	Okt	Nov	Dec
U odnosu na prethodni mesec (m/m)	0,30%	0,30%	0,10%	0,40%	0,60%	0,40%	-0,30%	0,30%	-0,30%	0,30%	-0,30%	0,10%
U odnosu na isti mesec 2017. (y/y)	1,90%	1,50%	1,40%	1,10%	2,10%	2,30%	2,40%	2,60%	2,10%	2,20%	1,90%	2,00%
U odnosu na decembar 2017.		0,70%	0,80%	1,20%	1,80%	2,20%	1,90%	2,20%	1,90%	2,20%	1,90%	2,00%
Datum objavljivanja / Published date	23.02.18	12.03.18	12.04.18	11.05.18	12.06.18	12.07.18	13.08.18	12.09.18	12.10.18	13.11.18	12.12.18	11.01.19



INDUSTRIJSKA PROIZVODNJA / Industrial production / 2018

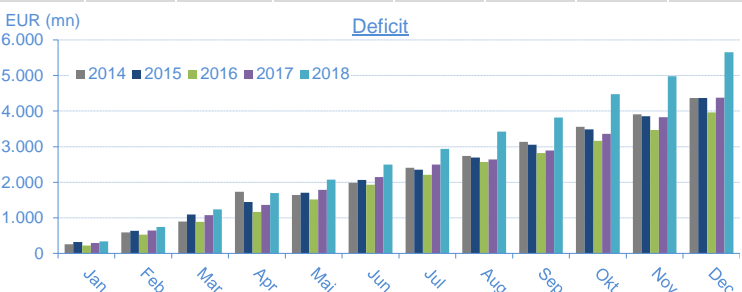
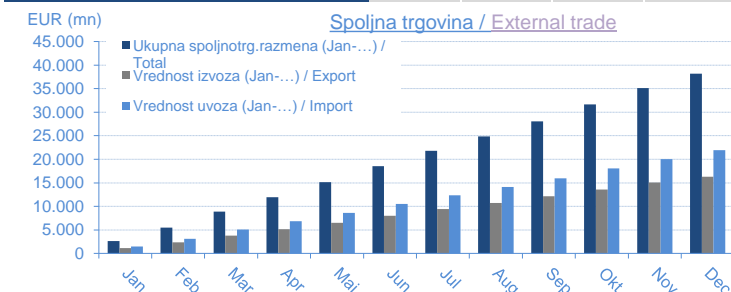
	Jan	Feb	Mar	Apr	Maj	Jun	Jul	Aug	Sep	Okt	Nov	Dec
U odnosu na isti mesec 2017 (m/m)	10,60%	3,30%	4,10%	3,10%	0,50%	3,90%	1,70%	-4,30%	-1,20%	3,20%	-1,00%	-6,30%
U odnosu na isti period 2017 (jan-...) (y/y)	10,60%	6,90%	5,90%	5,20%	4,10%	4,20%	3,70%	2,70%	3,50%	11,70%	2,10%	1,30%
U odnosu na prosek 2017	-6,00%		6,80%		2,90%	5,60%					7,60%	
Datum objavljivanja / Published date	28.02.18	30.03.18	30.04.18	31.05.18	29.06.18	31.07.18	31.08.18	28.09.18	31.10.18	30.11.18	28.12.18	31.01.19



SPOLJNOTRGOVINSKA ROBNA RAZMENA / External Trade / 2018

* u eur mln

Mesec/Month	Jan	Feb	Mar	Apr	Maj	Jun	Jul	Aug	Sep	Okt	Nov	Dec
Ukupna spoljnotrg.razmena (Jan-...) / Total	2.623,00	5.483,90	8.885,60	11.950,40	15.143,60	18.560,00	21.821,50	24.883,20	28.062,40	31.682,80	35.087,00	38.189,80
Promena / Yearly change	21,60%	15,50%	10,70%	10,90%	9,30%	9,90%	10,80%	11,00%	10,50%	11,30%	11,20%	10,90%
Vrednost izvoza (Jan-...) / Export	1.143,30	2.367,50	3.821,00	5.126,40	6.535,00	8.033,00	9.442,10	10.730,30	12.122,00	13.603,20	15.054,60	16.271,40
Promena / Yearly change	21,60%	13,80%	8,70%	7,50%	7,10%	7,60%	8,50%	8,50%	7,74%	8,30%	8,60%	8,10%
Vrednost uvoza (Jan-...) / Import	1.479,70	3.116,40	5.064,60	6.824,00	8.608,60	10.527,00	12.379,40	14.152,90	15.940,40	18.079,60	20.032,40	21.918,40
Promena / Yearly change	21,60%	16,80%	12,30%	13,50%	11,10%	11,70%	12,70%	13,00%	12,80%	13,70%	13,00%	13,00%
Deficit (jan-...)	336,40	748,90	1.243,60	1.697,60	2.073,60	2.494,00	2.937,30	3.422,60	3.818,40	4.476,40	4.977,70	5.647,00
Promena / Yearly change	21,80%	27,70%	25,40%	36,20%	26,20%	28,50%	28,50%	30,00%	32,50%	33,90%	30,70%	30,00%
Pokrivенost uvoza izvozom (Export/Import ratio)	77,30%	76,00%	75,40%	75,10%	75,90%	76,30%	76,20%	75,80%	76,0%	75,3%	75,2%	74,3%
Datum objavljivanja / Published date	12.03.18	30.03.18	30.04.18	31.05.18	29.06.18	31.07.18	31.08.18	28.09.18	31.10.18	30.11.18	28.12.18	31.01.19



BUDŽETSKI DEFICIT / Budget balance

* u rsd mln

Budžetski deficit u 2017.	33.913,94
January 2018	22.115,64
February 2018	-3.577,50
March 2018	-12.067,45
April 2018	91,30
May 2018	2.227,41
June 2018	22.132,51
July 2018	18.194,79
August 2018	-12.304,60
September 2018	12.459,90
October 2018	11.845,70
November 2018	6.245,88
December 2018	
Budžetski deficit u 2018. / Total 2018	67.363,58
Planirani deficit u 2018. / Planned	-28.400,00
Ostvarenje plana / Realisation	
Datum ažuriranja / Published date	25.01.19

